

ARCHITAS MULTI-ASSET BALANCED

The value of investments and any income provided by them can go down as well up. Investors could get back less than invested. Past performance is not a guide to future performance. This factsheet is for information purposes only and is not designed to provide advice on the suitability of an investment for your personal situation. If you have any questions regarding this factsheet, you are recommended to speak to a financial adviser.

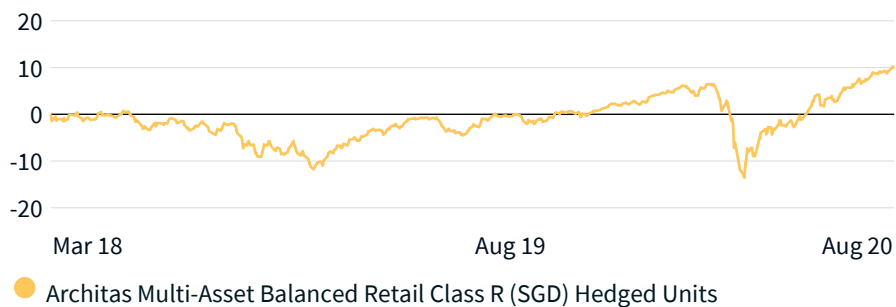
Investment Objective and Policy Summary

The investment objective of the Fund is to seek to achieve a return for investors over the medium to long term based on a combination of capital growth and income and with a medium to high volatility level through exposure to a diversified range of asset classes. The fund intends to hold a minimum of 50% and less than 100% of its Net Asset Value in Eligible UCITS (Undertakings for Collective Investment in Transferable Securities "UCITS", including money

market schemes, and alternative investment funds collective investment schemes as defined in accordance with the Central Bank Requirements). Investments will be made following qualitative and quantitative risk assessments that are determined by the Investment Manager and on the basis of an evolving strategy reacting to market trends and based on the Investment Manager's views as to an appropriate allocation strategy.

PERFORMANCE AS AT 28/08/2020

Performance since launch (%)



Cumulative performance (%)

	1 Month	3 Months	YTD	1 Year	3 years	5 Years	Inception
Portfolio	2.7	9.6	5.5	11.0	-	-	10.3
Discrete Performance (%)	01/09/19-31/08/20	01/09/18-31/08/19	01/09/17-31/08/18	01/09/16-31/08/17	01/09/15-31/08/16		
Portfolio	11.0	1.5	-	-	-		

Source: State Street Banque SA. Past performance is not a guide to future performance. Total return figures are calculated on a single pricing basis with net income (dividends) reinvested. Performance figures are shown in USD unless otherwise specified. Performance figures are net of all fees. Transaction costs are included for the period shown but may differ in the future as these costs cannot be determined with precision in advance.

FUND FACTSHEET AUGUST 2020

FUND FACTS

AS AT 28/08/2020

Fund data

Launch date	22.03.2018
Fund size (\$m)	67.99
Base Currency ¹	SGD
Fund Price ¹	110.29
Legal Structure	A sub-fund of a Unit Trust

Retail Class R(SGD) Hedged

ISIN	IE00BZ127S69
AMC ³ /OCF ⁴	1.03%/1.63%

¹ Yield and fund information is for Retail Class R (SGD) hedged.

² Yield is the amount of income generated by a fund's investment in relation to the price shown as an annual percentage.

³ The Annual Management Charge (AMC), is a charge taken from the fund. The charge is expressed as a percentage per annum but is normally taken daily from the fund and is calculated based on the value of funds under management. Normally the fund manager reserves the right to review the level of charge.

⁴ The Ongoing Charges Figure (OCF), is a charge you'll pay over a year for as long as you hold your investment, it is made up of the Annual Management Charge (AMC) and other operating costs. Other charges may occur; full details can be found within our Fund Charges Factsheets at architas.com



FUND MANAGER(S)



Seamus Lyons
Senior Investment
Manager

COMMENTARY

Despite ongoing Covid-19 uncertainty and international trade tension, August saw positive returns across almost all regions, in what was the best August for global stock (equity) markets in decades.

The top performer was the tech-heavy Nasdaq in the US, where a number of large technology companies made double-digit gains over the month. The S&P 500 also delivered a strong performance to reach a new record high. Despite ongoing trade friction between the US and China, the Chinese stock market and wider emerging markets also performed well. The European and UK stock markets rose more modestly. Global government bond performance was flat over August, as appetite for riskier assets increased and macroeconomic data painted a picture of improving growth. Corporate bond performance was also broadly flat. In high

yield bond markets, lower-quality bonds were pushed higher by income-seeking investors searching for good yields. We made only small changes to our allocation in August, as we find it hard to identify any particular catalysts that will lead the market higher or lower in the near term. So, on the one hand, governmental and central bank support continue, but, on the other, Covid-19 cases rose in some European countries. Even so, we slightly reduced allocation to bonds and European equities and slightly increased allocation to US and Asian equities and cash.

TOP HOLDINGS AS AT 28/08/2020

Name	%
PineBridge Asia Pacific Investment Grade Bond Fund	17.65
Architas Multi Manager Selection US Equity	12.90
Vanguard Global Bond Index Fund Institutional	12.63
Vanguard Global Corporate Bond Index Fund	9.82
Architas Selection European Equity	8.13
AXA Rosenberg US Enhanced Index Equity Alpha	6.19
BlackRock Global Asian Growth Leaders Fund	4.93
Fidelity Funds Asia Pacific Opportunities Fund	4.32
Brown Advisory US Mid-Cap Growth Fund	4.15
Hermes Asia Ex Japan Equity Fund	4.11
Total	84.85
Total number of holdings	25

KEY FUND FACTS AS AT 28/08/2020

\$ 68

MILLION

funds under
management

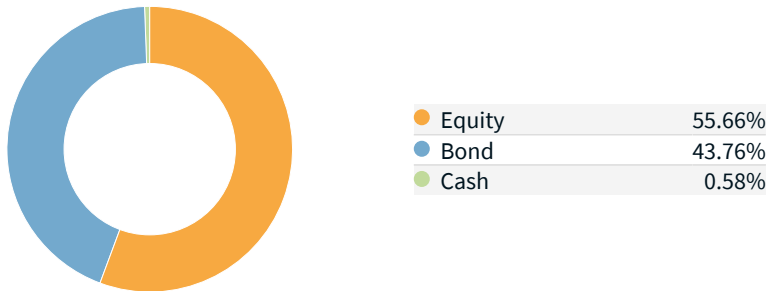
25

holdings
spread across
5 geographical
regions

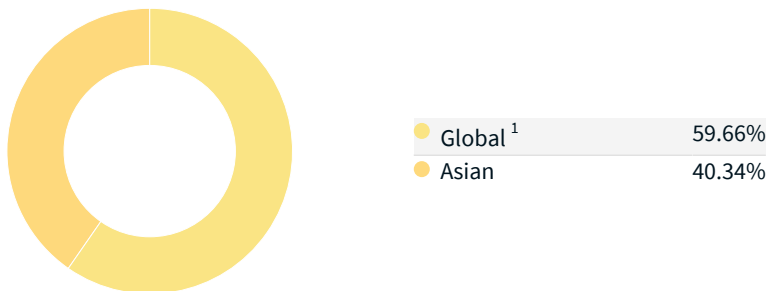


ALLOCATION AS AT 28/08/2020

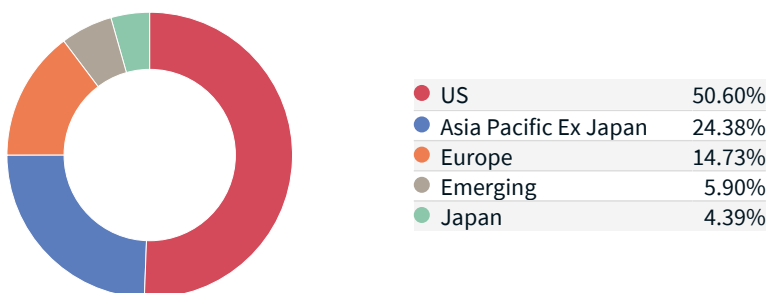
Asset Allocation



Bonds Type



Geographical Allocation



¹The Global bonds in this portfolio are bonds from developed markets and are a mix of primarily US, Europe and Japan. Due to rounding, the figures shown in each of the geographical and sector allocations may not add up to 100% and the allocations may change.

RISK AND REWARD INDICATOR



This risk indicator is based on historical data and may not be a reliable indication of the future risk profile. The category may shift over time and is not guaranteed.

Funds of category 4 have shown in the past low to medium volatility. Volatility describes how much the value of the fund went up and down. The shares of a fund of category 4 might be subject to low to medium fluctuations based on the historical volatility.

The following are additional risks not covered by the risk and reward category:

Emerging Markets: Less economically developed markets can involve greater risks than well developed markets. For example, political unrest and economic downturn may be more likely and could affect the Fund value.

Counterparty Risk: The insolvency of institutions providing services such as safekeeping of assets or acting as counterparty to derivatives or other instruments may expose the Fund to a loss.

Fund of Funds – Liquidity Risk: The Fund invests in other funds. Its liquidity depends upon those funds. If they suspend or defer the payment of redemption proceeds, the Fund's ability to meet redemption requests may also be affected.

Derivatives Risk: Derivatives are used in an attempt to reduce risk or for investment purposes. Use of derivatives could cause share prices to fluctuate which may result in the Fund suffering a loss.

Credit Risk - Bonds: Bonds are a form of loan, the value of which depends on the issuer being able to make its payments. There is a risk the issuer will fail to do so. Although the Fund generally invests in bonds with high ratings, this does not guarantee an issuer's ability to pay.

Credit Risk - Non-Investment Grade Bonds: These are bonds issued by entities considered to be more likely to default. If an issuer defaults this may result in the Fund suffering a loss.

Currency Risk: The value of the Fund may fall or rise as a result of changes in exchange rates from overseas investments.

More information in relation to risks in general may be found in the KIID and the "Risk Factors" section of the prospectus.



IMPORTANT INFORMATION

This document does not provide you with all the facts you need to make an informed decision about investing. More information is available in the Key Investor Information document (KIID) for the fund and in the fund prospectus, both of which are available, free of charge, from Architas. The KIID can also be downloaded from our website at <http://www.architas.com>. We also recommend that you speak to your financial adviser before making any investment. The adviser can advise you on the number of financial products through which you can invest in this fund. This fund may not be appropriate for investors who plan to withdraw their money within five years.

Factsheets are produced monthly and the most up to date version is available on www.architas.com.

The Fund does not have a benchmark.

Although we take every care to ensure that the data provided to external sources about our funds is accurate, occasionally discrepancies may occur. We accept no liability for loss due to such discrepancies where a recommendation to invest has, to any extent, relied on the information contained in this Factsheet.

AXA is a worldwide leader in financial protection and wealth management. Architas operates three legal entities in the

UK, one in Ireland and one in Hong Kong : Architas Multi-Manager Limited (AMML), Architas Advisory Services Limited (AASL) and Architas Limited in the UK, Architas Multi-Manager Europe Limited (AMMEL) in Ireland and Architas Asia Limited (AAL) in Hong Kong. AMML, AASL, AMMEL and AAL are owned by Architas Limited with the ultimate parent and controlling company being AXA SA (a company registered in France).

Architas Multi-Manager Europe Limited is regulated by the Central Bank of Ireland. AMMEL is a private Company Limited by Shares with registration no. 462350. The Fund is a UCITS and regulated by the Central Bank of Ireland.

The value of investments and the income from them can fall as well as rise and is not guaranteed which means you could get back less than you invest. Past performance may not be a reliable guide to future performance. Investments in newer markets, smaller companies or single sectors offer the possibility of higher returns but may also involve a higher degree of risk. The value of investments can fall as well as rise purely on account of exchange rate fluctuations. Income may fluctuate in accordance with market conditions and taxation arrangements.

CONTACT US

Email: contact.asia@architas.com

Website: www.hk.architas.com

Phone: +852 9015 1440